



# Q1 What school does your child currently attend?

Answered: 97 Skipped: 0



EIPS Parent Survey 2021-22



# EIPS Parent Survey 2021-22

0% 10% 20% 30% 40% 50% 60% 70% 80% 90% 100%

## EIPS Parent Survey 2021-22

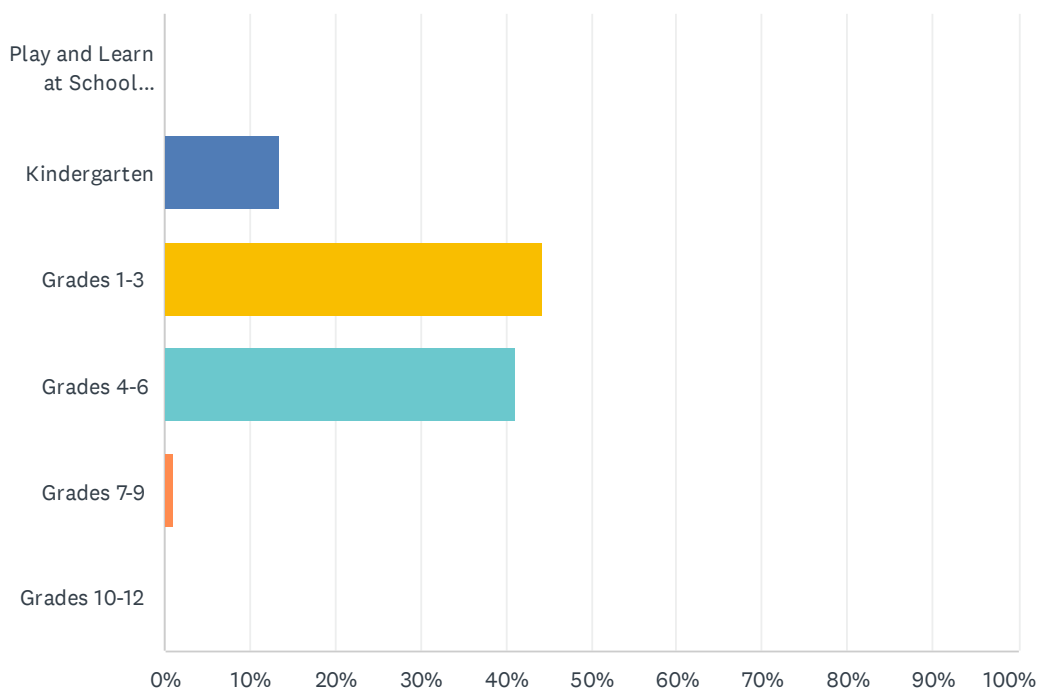
ANSWER CHOICES	RESPONSES	
A.L. Horton Elementary	0.00%	0
Andrew School	0.00%	0
Ardrossan Elementary	0.00%	0
Ardrossan Junior Senior High	0.00%	0
Bev Facey Community High	0.00%	0
Brentwood Elementary	0.00%	0
Bruderheim School	0.00%	0
Clover Bar Junior High	0.00%	0
Davidson Creek Elementary	0.00%	0
École Campbelltown	0.00%	0
École Parc Élémentaire	0.00%	0
F.R. Haythorne Junior High	0.00%	0
Fort Saskatchewan Christian	0.00%	0
Fort Saskatchewan Elementary	0.00%	0
Fort Saskatchewan High	0.00%	0
Fultonvale Elementary Junior High	0.00%	0
Glen Allan Elementary	100.00%	97
Heritage Hills Elementary	0.00%	0
James Mowat Elementary	0.00%	0
Lakeland Ridge	0.00%	0
Lamont Elementary	0.00%	0
Lamont High	0.00%	0
Mills Haven Elementary	0.00%	0
Mundare School	0.00%	0
Next Step/Outreach	0.00%	0
Pine Street Elementary	0.00%	0
Rudolph Hennig Junior High	0.00%	0
Salisbury Composite High	0.00%	0
Sherwood Heights Junior High	0.00%	0
SouthPointe School	0.00%	0
Strathcona Christian Academy Elementary	0.00%	0
Strathcona Christian Academy Secondary	0.00%	0

# EIPS Parent Survey 2021-22

Uncas Elementary	0.00%	0
Vegreville Composite High	0.00%	0
Wes Hosford Elementary	0.00%	0
Westboro Elementary	0.00%	0
Win Ferguson Elementary	0.00%	0
Woodbridge Farms Elementary	0.00%	0
Home Education	0.00%	0
<b>TOTAL</b>		<b>97</b>

## Q2 What grade is your child currently in?

Answered: 97 Skipped: 0



ANSWER CHOICES	RESPONSES	
Play and Learn at School (PALS)	0.00%	0
Kindergarten	13.40%	13
Grades 1-3	44.33%	43
Grades 4-6	41.24%	40
Grades 7-9	1.03%	1
Grades 10-12	0.00%	0
<b>TOTAL</b>		<b>97</b>

### Q3 As a result of being in the Play and Learn at School (PALS) program, my child's demonstrating growth in their development.

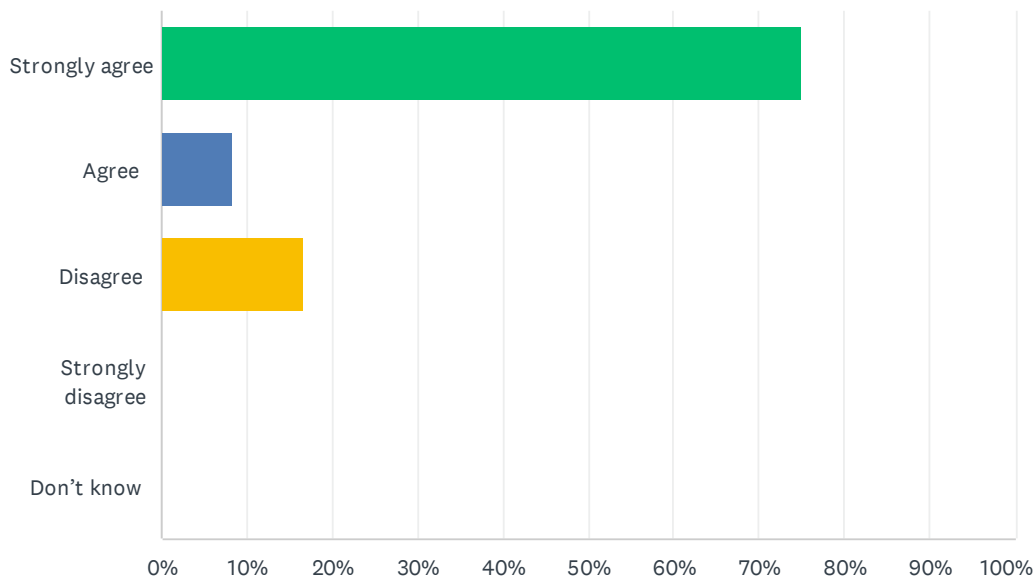
Answered: 0 Skipped: 97

 No matching responses.

ANSWER CHOICES	RESPONSES
Strongly agree	0.00% 0
Agree	0.00% 0
Disagree	0.00% 0
Strongly disagree	0.00% 0
Don't know	0.00% 0
TOTAL	0

### Q4 As a result of being in the Kindergarten program, my child's becoming ready to enter Grade 1.

Answered: 12 Skipped: 85

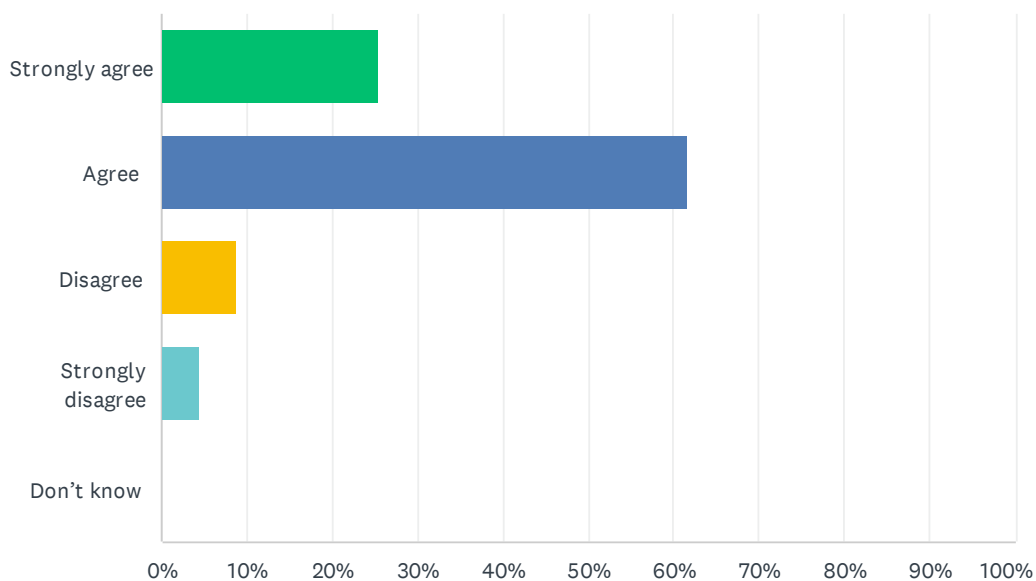


ANSWER CHOICES	RESPONSES	
Strongly agree	75.00%	9
Agree	8.33%	1
Disagree	16.67%	2
Strongly disagree	0.00%	0
Don't know	0.00%	0
<b>TOTAL</b>		<b>12</b>



## Q5 My child's individual needs are met.

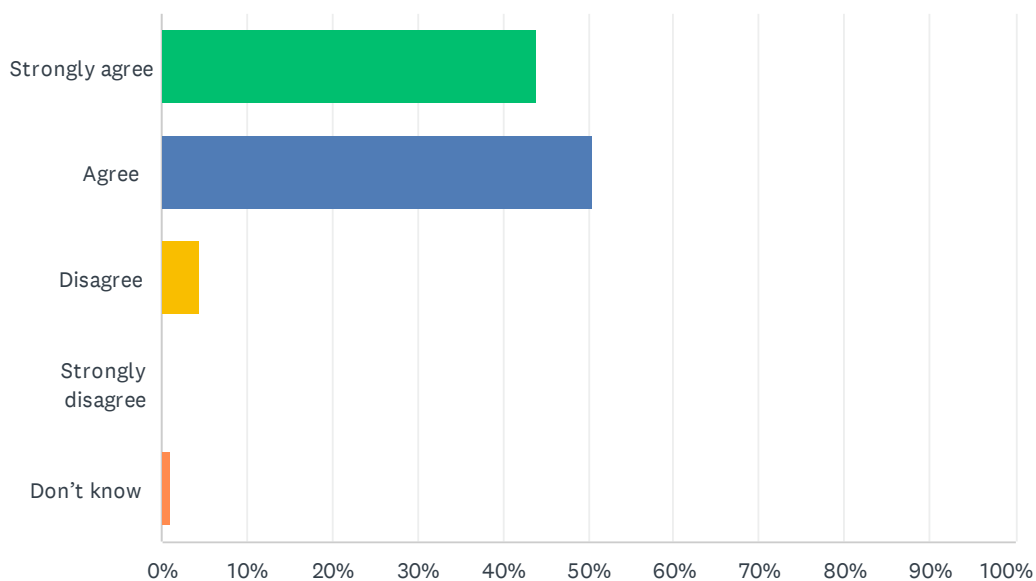
Answered: 91 Skipped: 6



ANSWER CHOICES	RESPONSES	
Strongly agree	25.27%	23
Agree	61.54%	56
Disagree	8.79%	8
Strongly disagree	4.40%	4
Don't know	0.00%	0
<b>TOTAL</b>		<b>91</b>

## Q6 My child's encouraged to do their best.

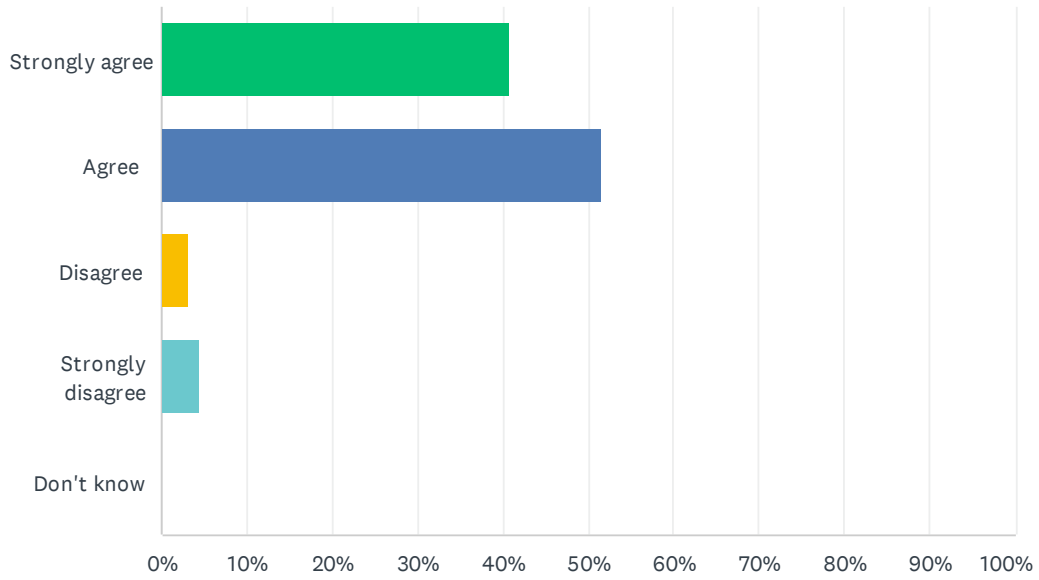
Answered: 91 Skipped: 6



ANSWER CHOICES	RESPONSES	
Strongly agree	43.96%	40
Agree	50.55%	46
Disagree	4.40%	4
Strongly disagree	0.00%	0
Don't know	1.10%	1
<b>TOTAL</b>		<b>91</b>

## Q7 My child's demonstrating growth in literacy.

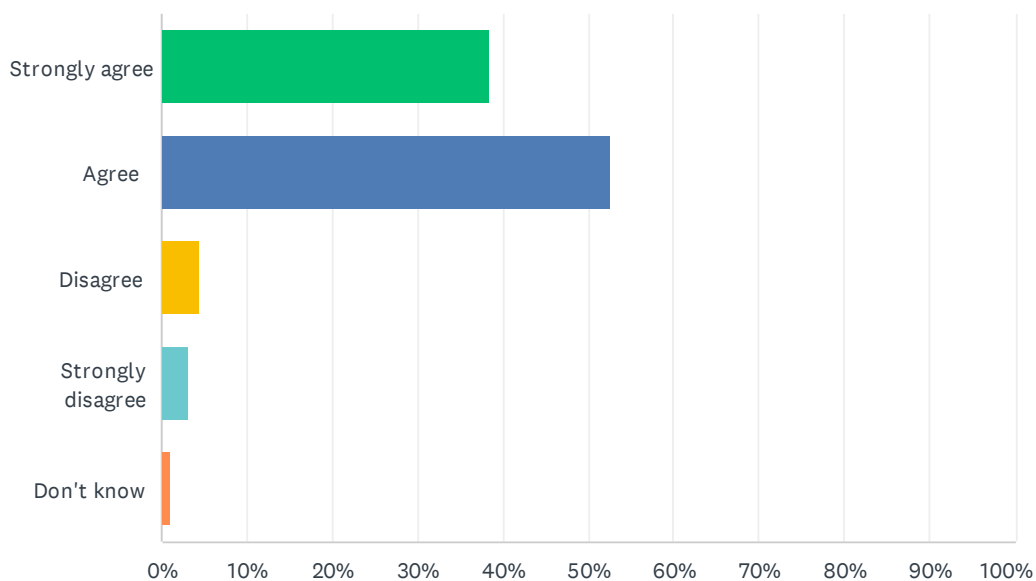
Answered: 91 Skipped: 6



ANSWER CHOICES	RESPONSES	
Strongly agree	40.66%	37
Agree	51.65%	47
Disagree	3.30%	3
Strongly disagree	4.40%	4
Don't know	0.00%	0
<b>TOTAL</b>		<b>91</b>

## Q8 My child's demonstrating growth in numeracy.

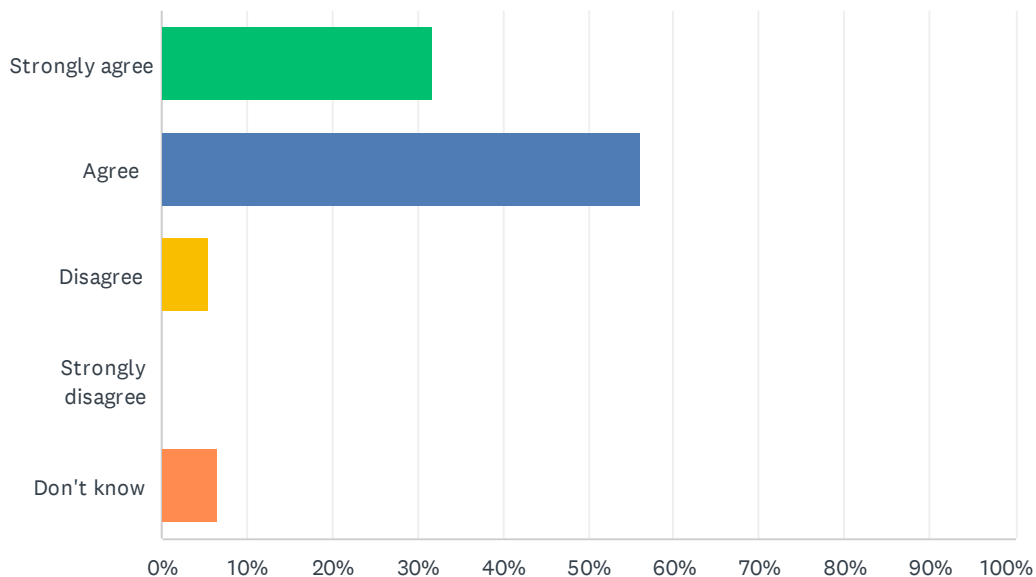
Answered: 91 Skipped: 6



ANSWER CHOICES	RESPONSES	
Strongly agree	38.46%	35
Agree	52.75%	48
Disagree	4.40%	4
Strongly disagree	3.30%	3
Don't know	1.10%	1
<b>TOTAL</b>		<b>91</b>

## Q9 My child has an understanding of First Nations, Métis and Inuit culture and history.

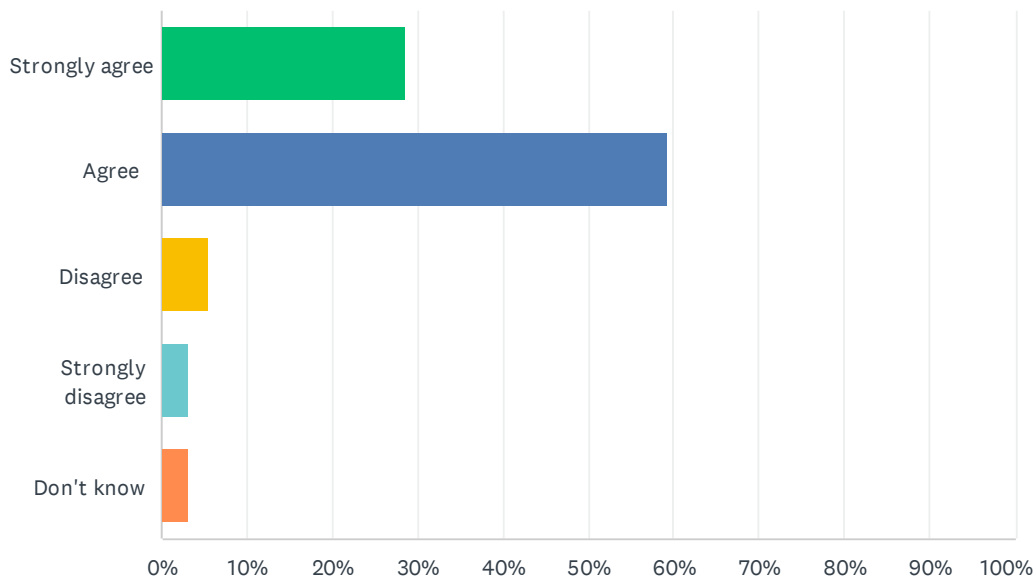
Answered: 91 Skipped: 6



ANSWER CHOICES	RESPONSES	
Strongly agree	31.87%	29
Agree	56.04%	51
Disagree	5.49%	5
Strongly disagree	0.00%	0
Don't know	6.59%	6
<b>TOTAL</b>		<b>91</b>

## Q10 My child's learning the knowledge, skills and attitudes necessary to be successful in life.

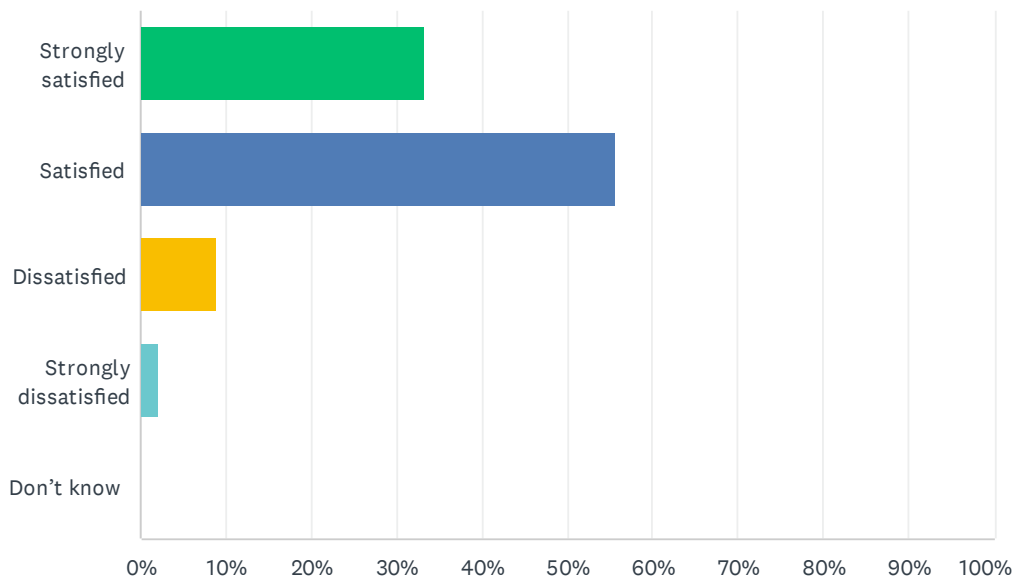
Answered: 91 Skipped: 6



ANSWER CHOICES	RESPONSES	
Strongly agree	28.57%	26
Agree	59.34%	54
Disagree	5.49%	5
Strongly disagree	3.30%	3
Don't know	3.30%	3
<b>TOTAL</b>		<b>91</b>

## Q11 How satisfied are you with the quality of education your child's receiving at school?

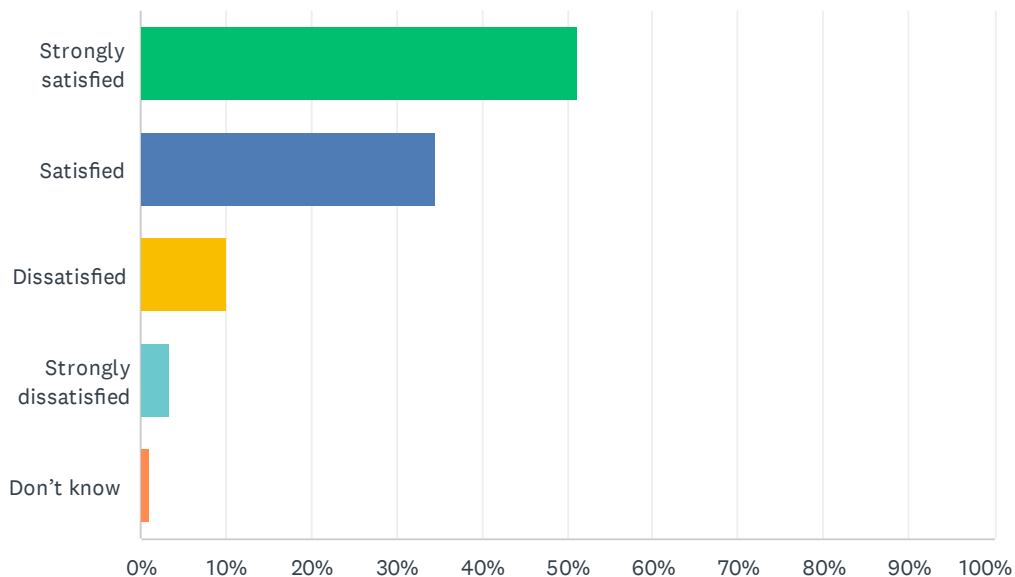
Answered: 90 Skipped: 7



ANSWER CHOICES	RESPONSES	
Strongly satisfied	33.33%	30
Satisfied	55.56%	50
Dissatisfied	8.89%	8
Strongly dissatisfied	2.22%	2
Don't know	0.00%	0
<b>TOTAL</b>		<b>90</b>

## Q12 How satisfied are you with the quality of teaching at your child's school?

Answered: 90 Skipped: 7

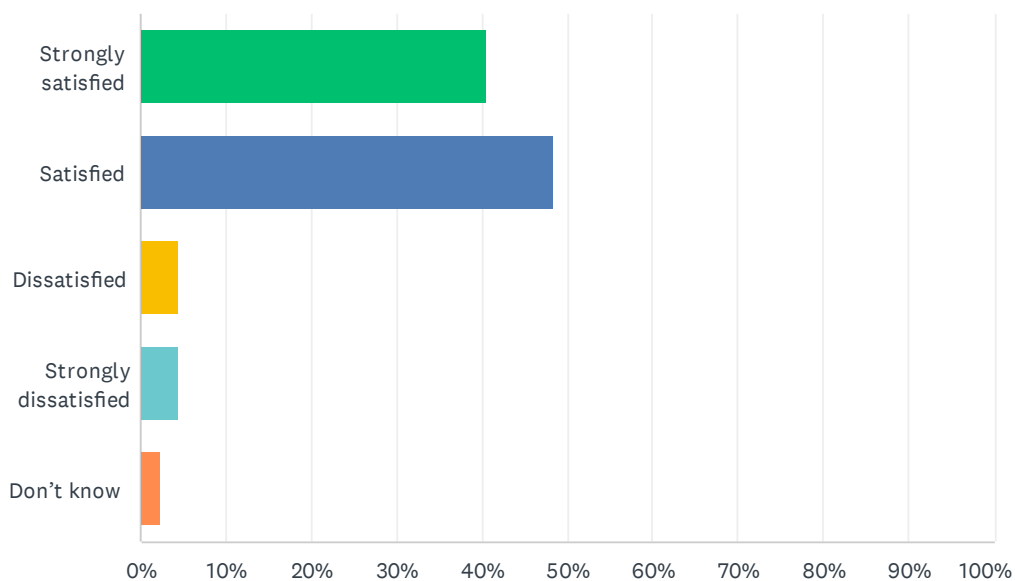


ANSWER CHOICES	RESPONSES	
Strongly satisfied	51.11%	46
Satisfied	34.44%	31
Dissatisfied	10.00%	9
Strongly dissatisfied	3.33%	3
Don't know	1.11%	1
<b>TOTAL</b>		<b>90</b>



### Q13 How satisfied are you with the leadership at your child's school?

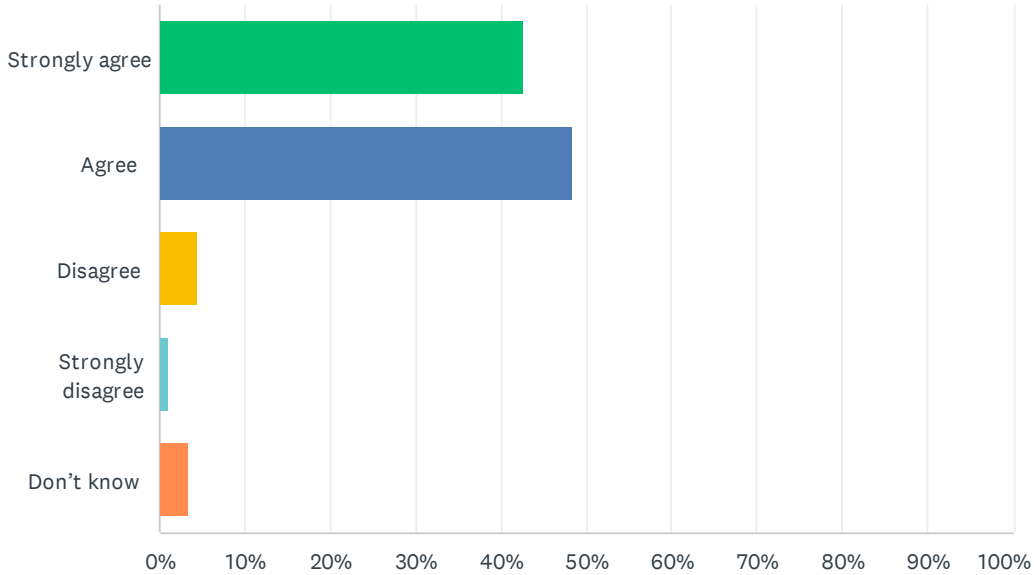
Answered: 89 Skipped: 8



ANSWER CHOICES	RESPONSES	
Strongly satisfied	40.45%	36
Satisfied	48.31%	43
Dissatisfied	4.49%	4
Strongly dissatisfied	4.49%	4
Don't know	2.25%	2
<b>TOTAL</b>		<b>89</b>

### Q14 My child’s school encourages my child to be a responsible, respectful and engaged citizen.

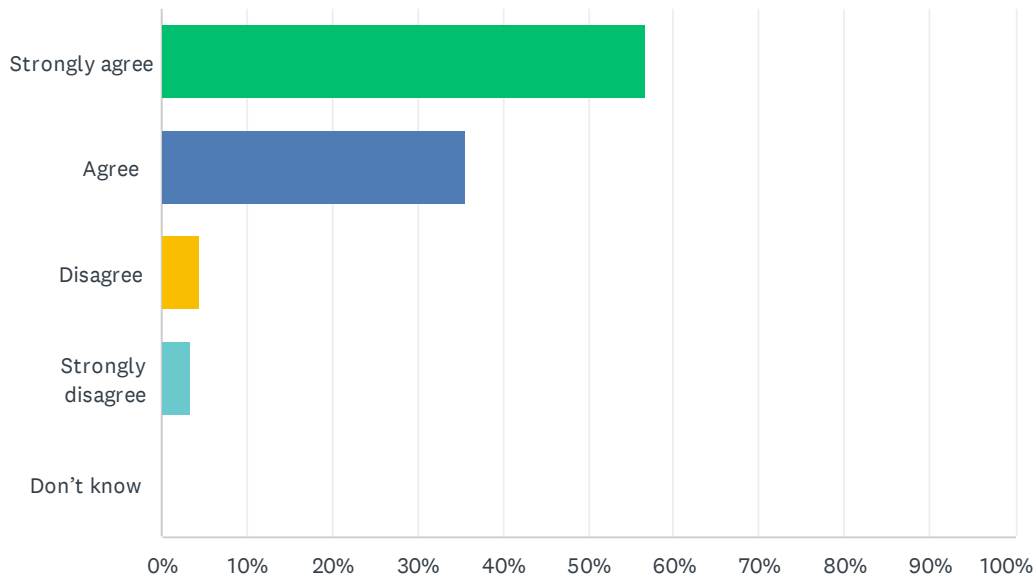
Answered: 89 Skipped: 8



ANSWER CHOICES	RESPONSES	
Strongly agree	42.70%	38
Agree	48.31%	43
Disagree	4.49%	4
Strongly disagree	1.12%	1
Don't know	3.37%	3
<b>TOTAL</b>		<b>89</b>

## Q15 School staff care about my child.

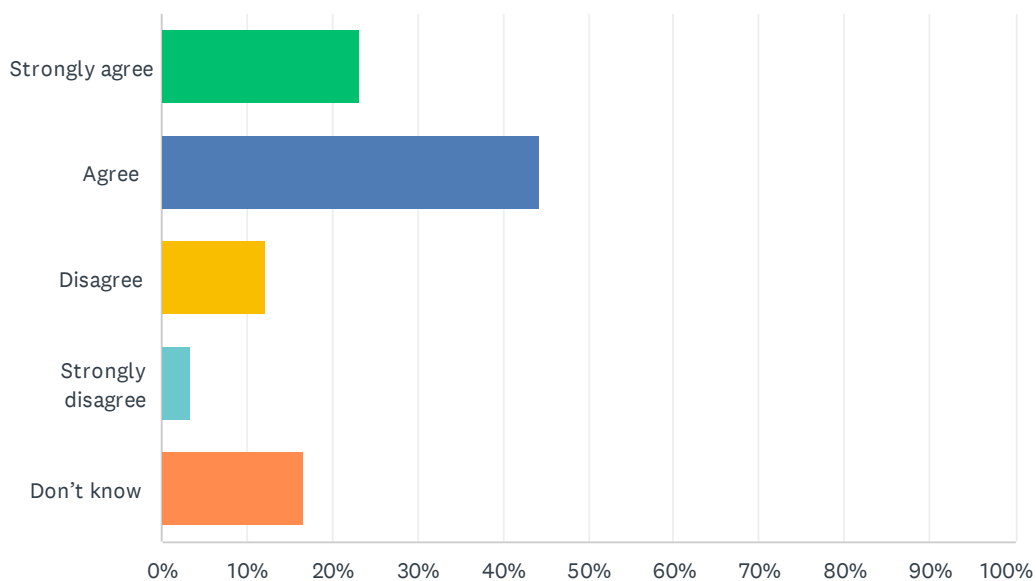
Answered: 90 Skipped: 7



ANSWER CHOICES	RESPONSES	
Strongly agree	56.67%	51
Agree	35.56%	32
Disagree	4.44%	4
Strongly disagree	3.33%	3
Don't know	0.00%	0
<b>TOTAL</b>		<b>90</b>

## Q16 My child's school handles discipline fairly and reasonably.

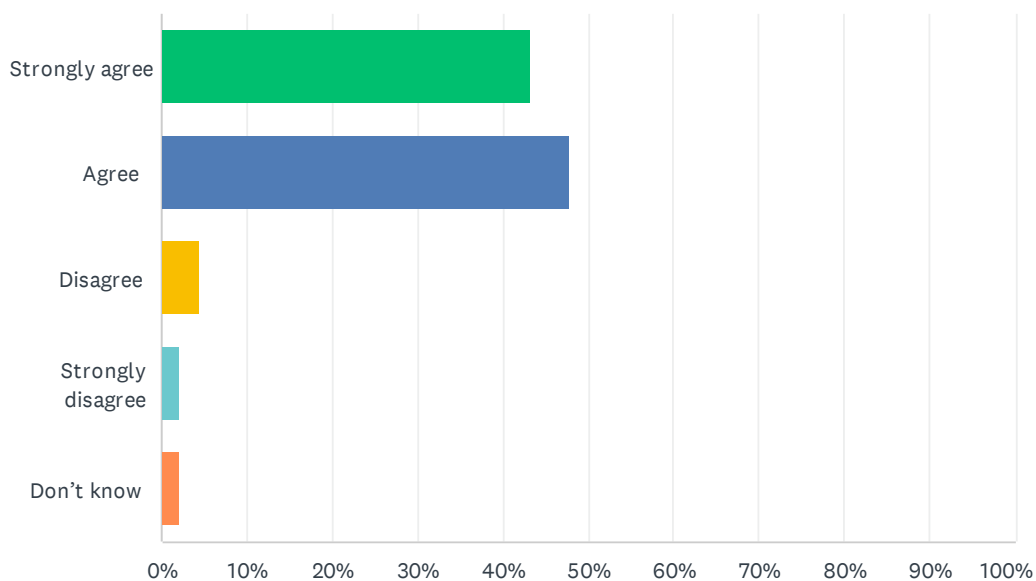
Answered: 90 Skipped: 7



ANSWER CHOICES	RESPONSES	
Strongly agree	23.33%	21
Agree	44.44%	40
Disagree	12.22%	11
Strongly disagree	3.33%	3
Don't know	16.67%	15
<b>TOTAL</b>		<b>90</b>

## Q17 My child's school is safe.

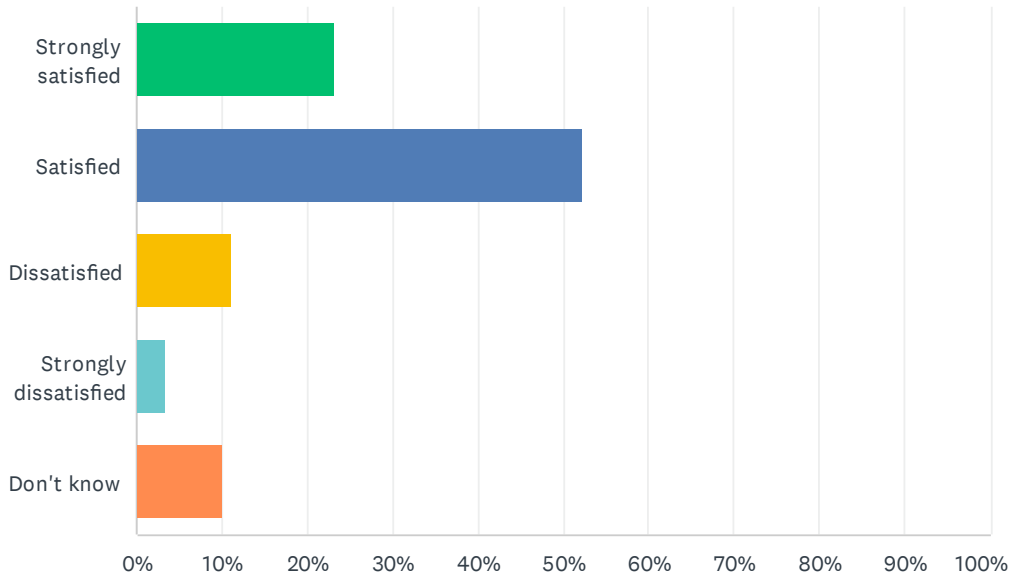
Answered: 90 Skipped: 7



ANSWER CHOICES	RESPONSES	
Strongly agree	43.33%	39
Agree	47.78%	43
Disagree	4.44%	4
Strongly disagree	2.22%	2
Don't know	2.22%	2
<b>TOTAL</b>		<b>90</b>

## Q18 How satisfied are you with the resources available to support your child's learning?

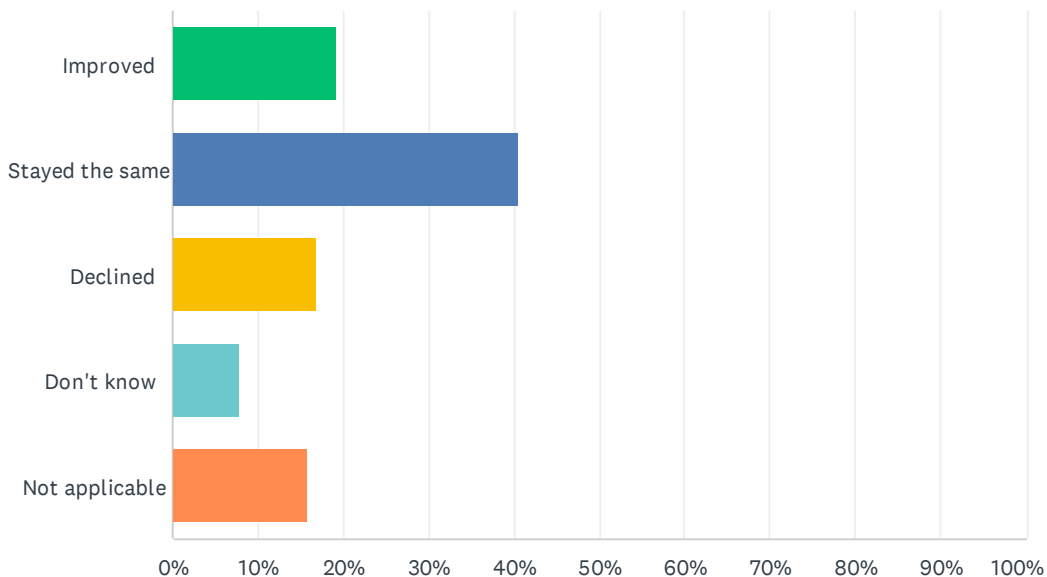
Answered: 90 Skipped: 7



ANSWER CHOICES	RESPONSES	
Strongly satisfied	23.33%	21
Satisfied	52.22%	47
Dissatisfied	11.11%	10
Strongly dissatisfied	3.33%	3
Don't know	10.00%	9
<b>TOTAL</b>		<b>90</b>

### Q19 In your opinion, has the quality of education your child experienced improved, stayed the same or declined in the past three years?

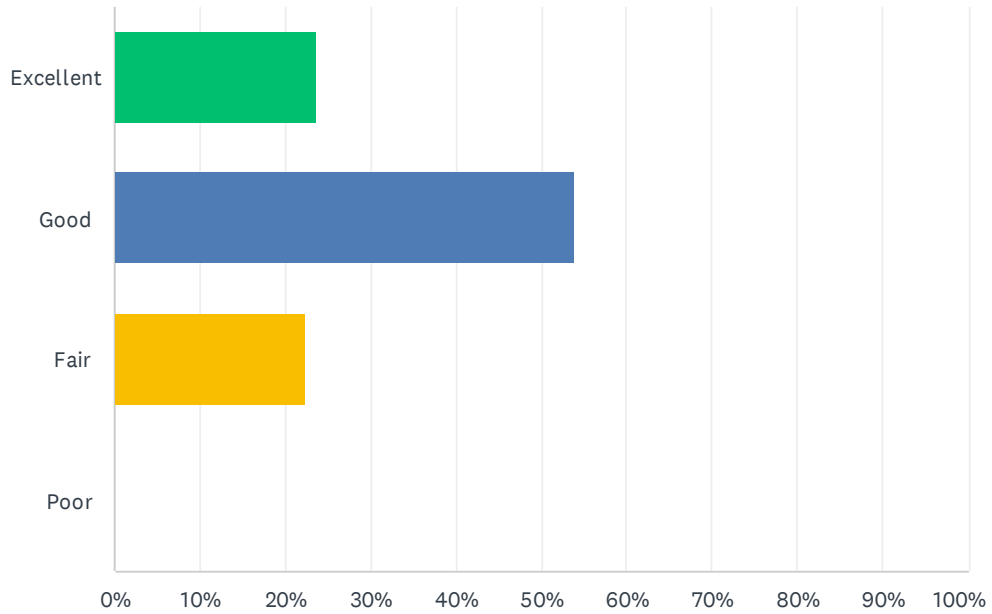
Answered: 89 Skipped: 8



ANSWER CHOICES	RESPONSES	
Improved	19.10%	17
Stayed the same	40.45%	36
Declined	16.85%	15
Don't know	7.87%	7
Not applicable	15.73%	14
<b>TOTAL</b>		<b>89</b>

## Q20 How do you rate the physical condition of your child's school?

Answered: 89 Skipped: 8

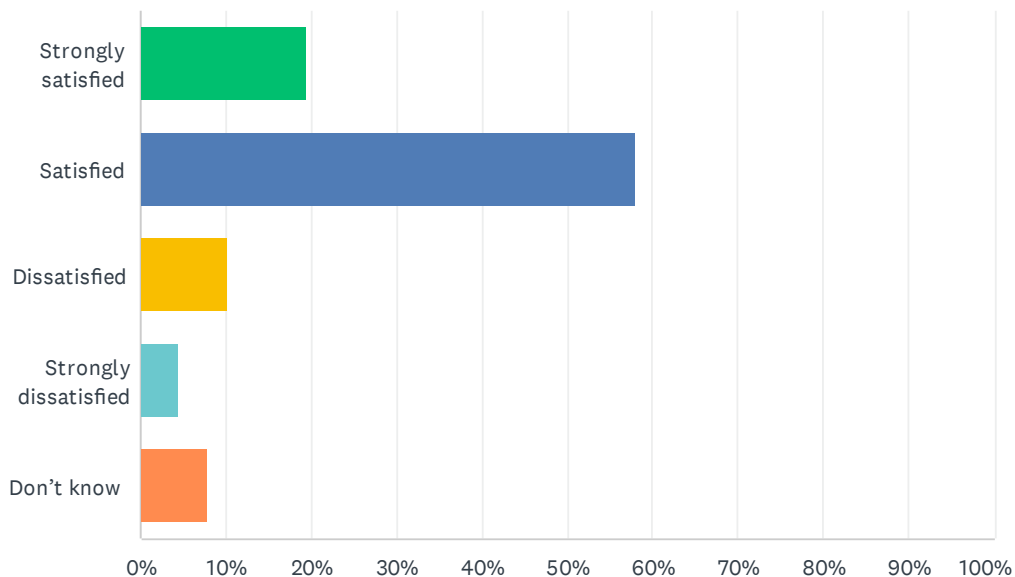


ANSWER CHOICES	RESPONSES	
Excellent	23.60%	21
Good	53.93%	48
Fair	22.47%	20
Poor	0.00%	0
<b>TOTAL</b>		<b>89</b>



## Q21 How satisfied are you with the opportunities provided to be involved in your child's education?

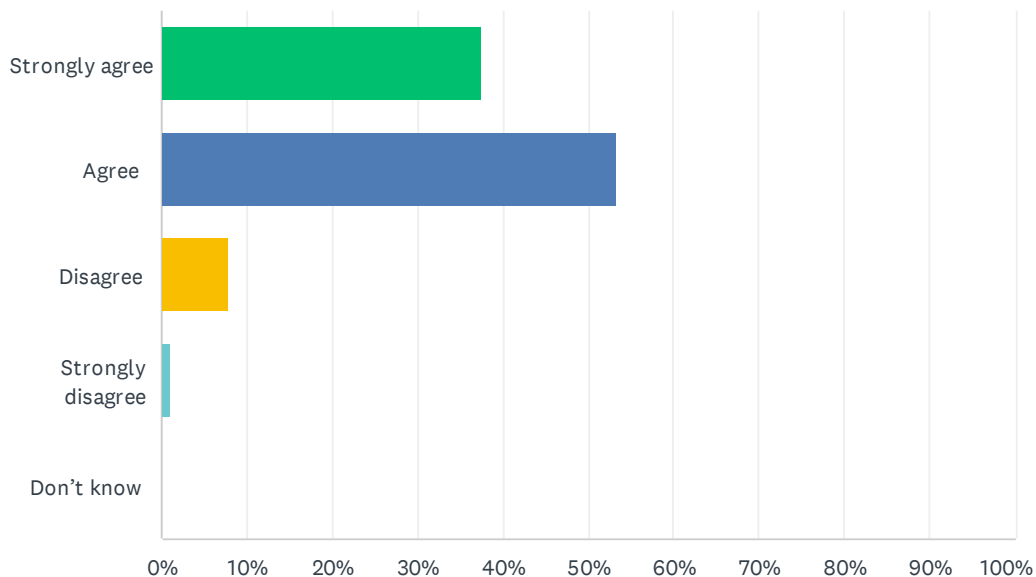
Answered: 88 Skipped: 9



ANSWER CHOICES	RESPONSES	
Strongly satisfied	19.32%	17
Satisfied	57.95%	51
Dissatisfied	10.23%	9
Strongly dissatisfied	4.55%	4
Don't know	7.95%	7
<b>TOTAL</b>		<b>88</b>

## Q22 The school keeps me informed about my child's progress and achievement.

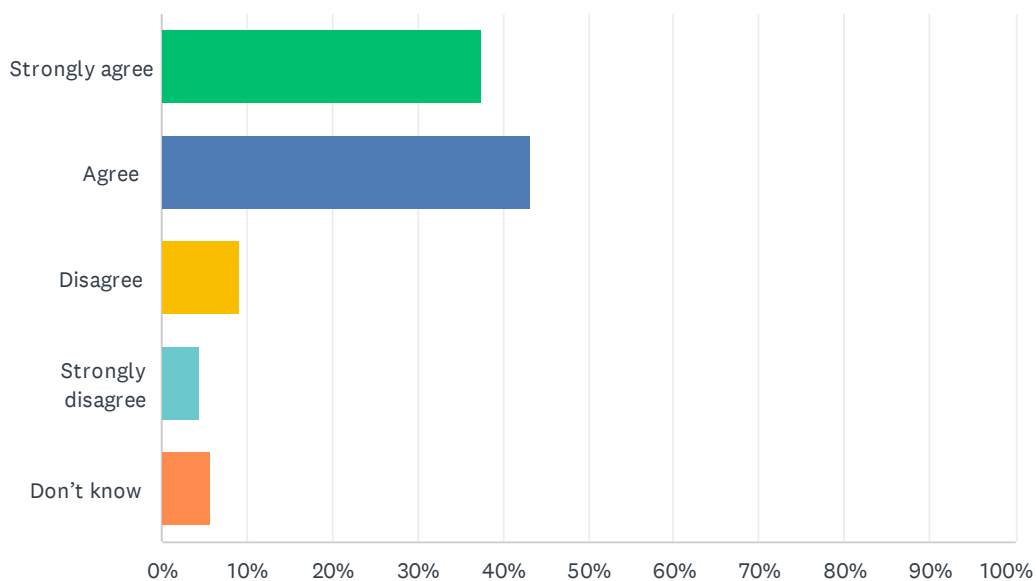
Answered: 88 Skipped: 9



ANSWER CHOICES	RESPONSES	
Strongly agree	37.50%	33
Agree	53.41%	47
Disagree	7.95%	7
Strongly disagree	1.14%	1
Don't know	0.00%	0
<b>TOTAL</b>		<b>88</b>

### Q23 There is open and honest communication within my child's school.

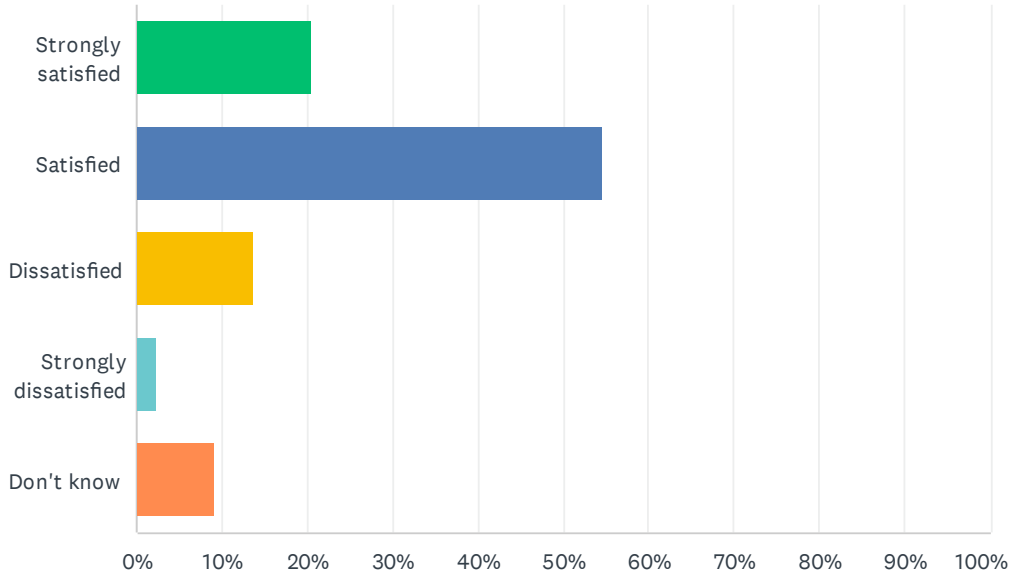
Answered: 88 Skipped: 9



ANSWER CHOICES	RESPONSES	
Strongly agree	37.50%	33
Agree	43.18%	38
Disagree	9.09%	8
Strongly disagree	4.55%	4
Don't know	5.68%	5
<b>TOTAL</b>		<b>88</b>

## Q24 How satisfied are you with the Division’s commitment to engaging families in matters that affect public education?

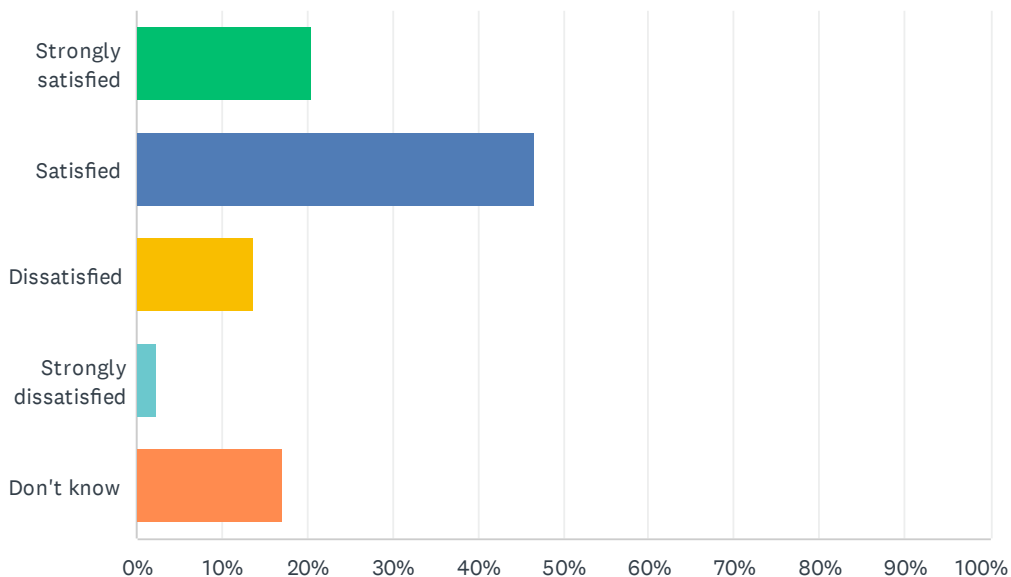
Answered: 88 Skipped: 9



ANSWER CHOICES	RESPONSES	
Strongly satisfied	20.45%	18
Satisfied	54.55%	48
Dissatisfied	13.64%	12
Strongly dissatisfied	2.27%	2
Don't know	9.09%	8
<b>TOTAL</b>		<b>88</b>

## Q25 How satisfied are you with the Division’s commitment to advocating for public education?

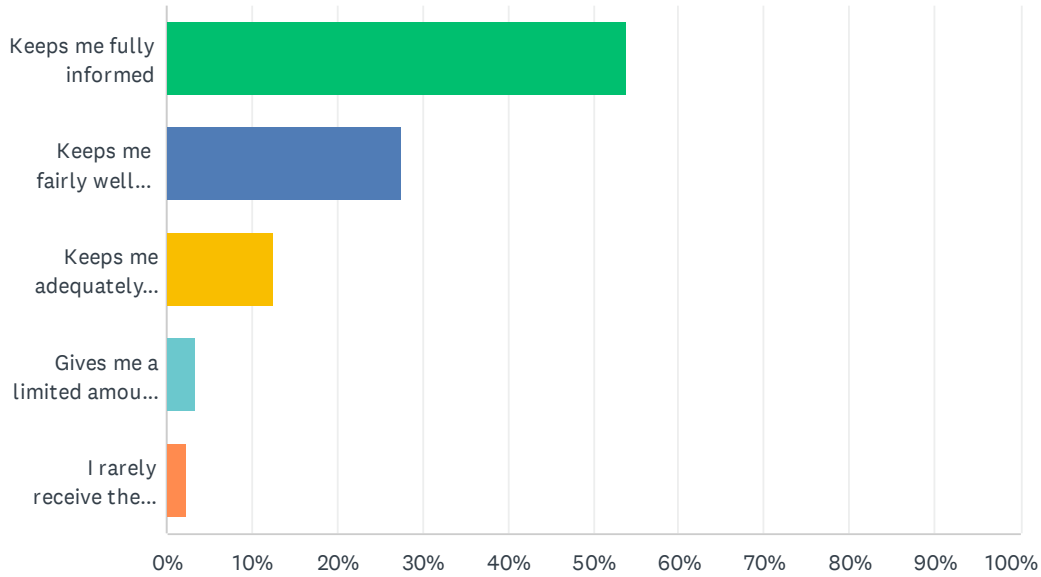
Answered: 88 Skipped: 9



ANSWER CHOICES	RESPONSES	
Strongly satisfied	20.45%	18
Satisfied	46.59%	41
Dissatisfied	13.64%	12
Strongly dissatisfied	2.27%	2
Don't know	17.05%	15
<b>TOTAL</b>		<b>88</b>

Q26 Elk Island Public Schools appreciates the opportunity to stay connected with parents about news, activities, programs and other matters of importance. What is your impression of the communication you receive from your child's school?

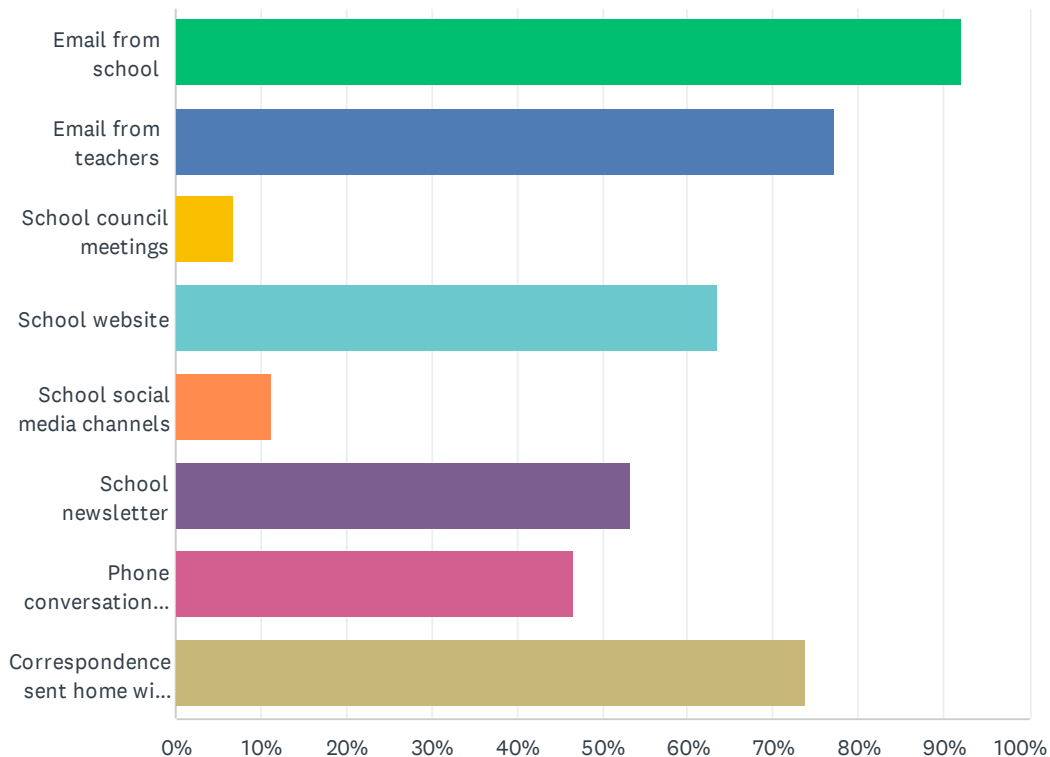
Answered: 87 Skipped: 10



ANSWER CHOICES	RESPONSES	
Keeps me fully informed	54.02%	47
Keeps me fairly well informed	27.59%	24
Keeps me adequately informed	12.64%	11
Gives me a limited amount of information	3.45%	3
I rarely receive the information I need	2.30%	2
<b>TOTAL</b>		<b>87</b>

### Q27 Do you regularly make use of the following to keep up to date on school activities, programs, etc.? Check all that apply.

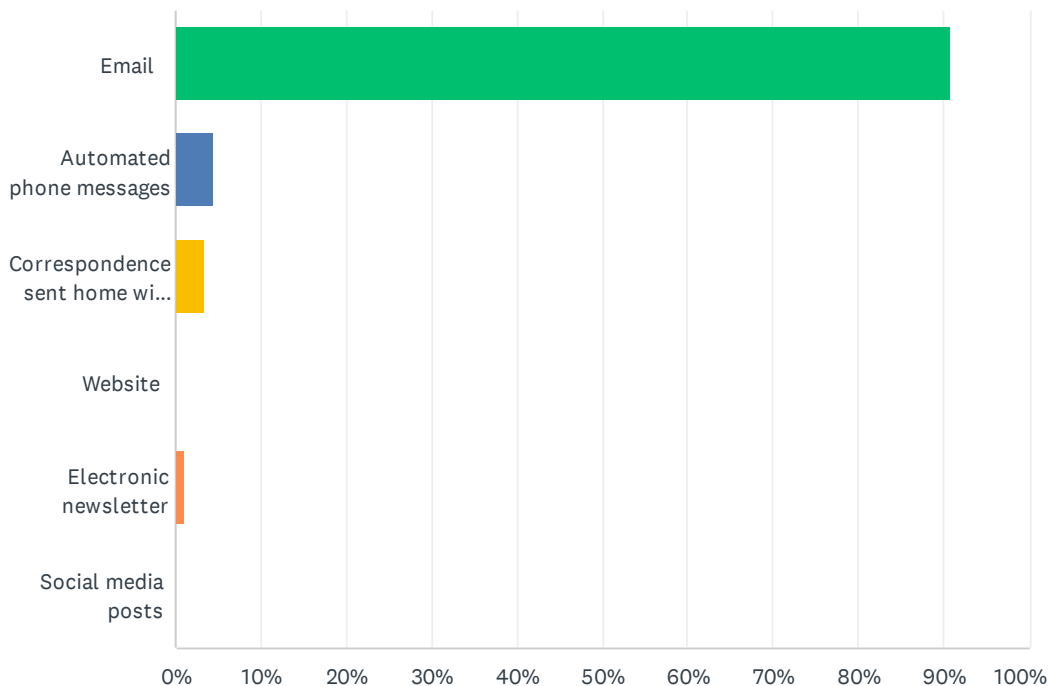
Answered: 88 Skipped: 9



ANSWER CHOICES	RESPONSES	
Email from school	92.05%	81
Email from teachers	77.27%	68
School council meetings	6.82%	6
School website	63.64%	56
School social media channels	11.36%	10
School newsletter	53.41%	47
Phone conversations with the school or teachers	46.59%	41
Correspondence sent home with my child	73.86%	65
Total Respondents: 88		

## Q28 What is your most preferred method of communication from the school and Division?

Answered: 88 Skipped: 9

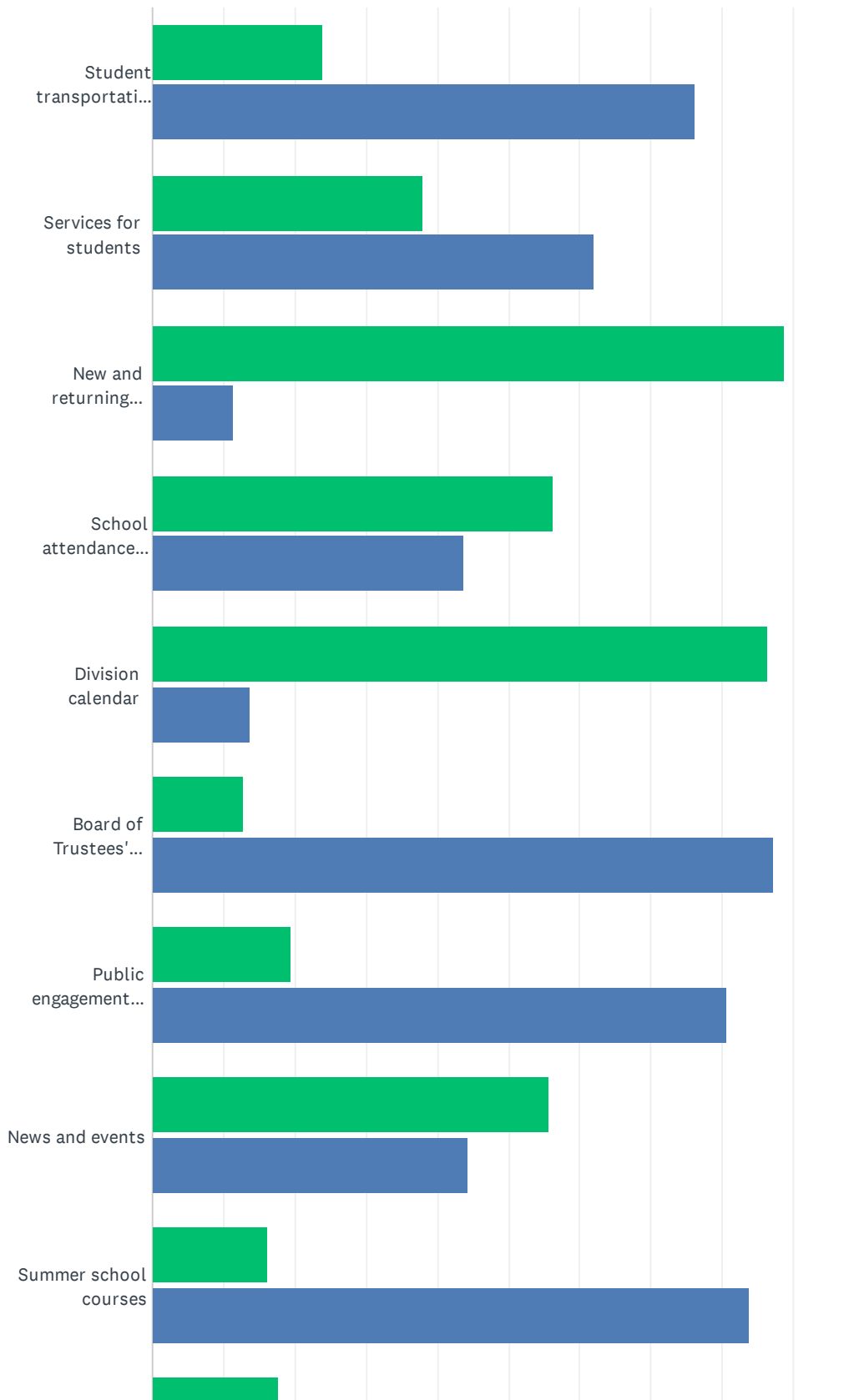


ANSWER CHOICES	RESPONSES	
Email	90.91%	80
Automated phone messages	4.55%	4
Correspondence sent home with my child	3.41%	3
Website	0.00%	0
Electronic newsletter	1.14%	1
Social media posts	0.00%	0
<b>TOTAL</b>		<b>88</b>

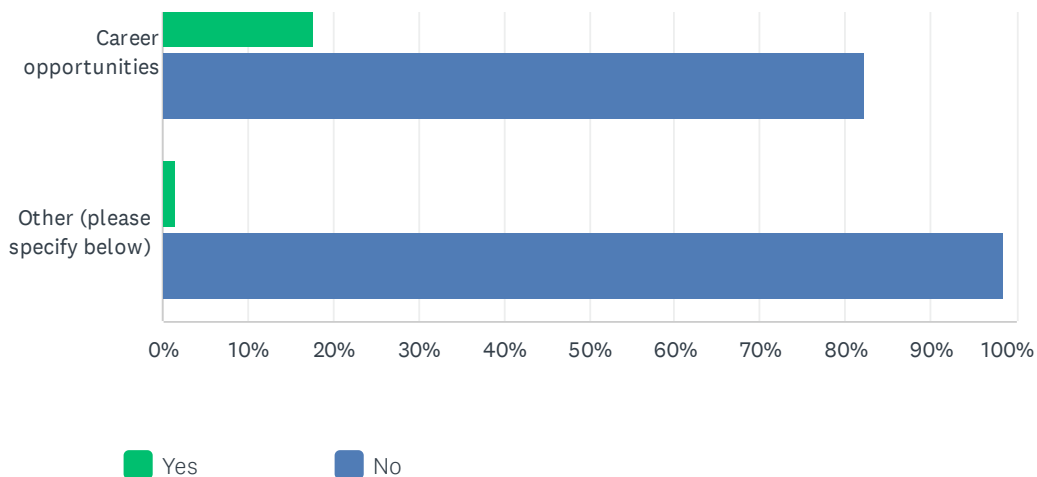


### Q29 Do you visit the Division website (www.eips.ca) for information on:

Answered: 88 Skipped: 9



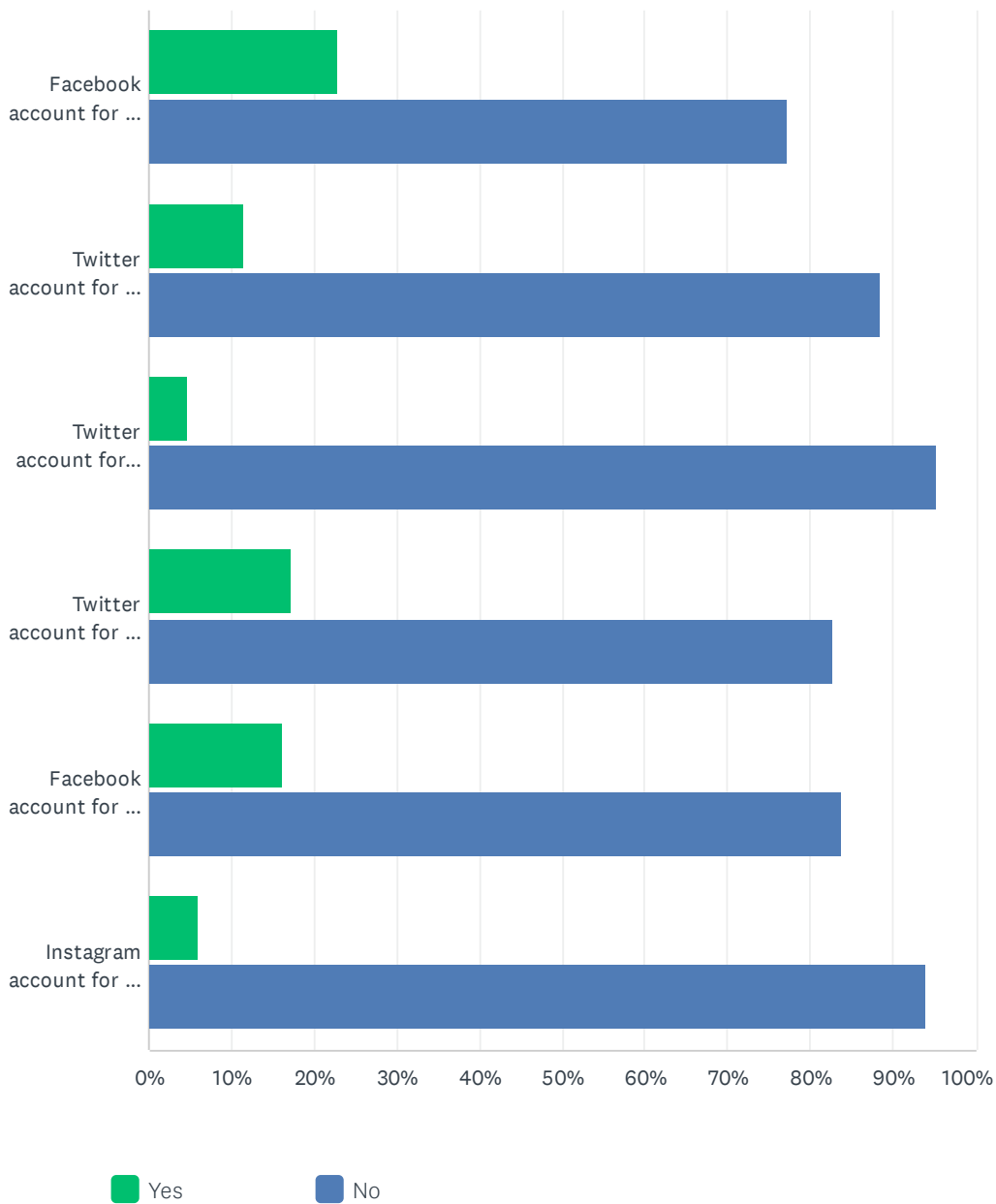
## EIPS Parent Survey 2021-22



	YES	NO	TOTAL	WEIGHTED AVERAGE
Student transportation (busing)	23.86% 21	76.14% 67	88	1.24
Services for students	37.93% 33	62.07% 54	87	1.38
New and returning student registration	88.64% 78	11.36% 10	88	1.89
School attendance boundaries	56.32% 49	43.68% 38	87	1.56
Division calendar	86.36% 76	13.64% 12	88	1.86
Board of Trustees' meetings	12.79% 11	87.21% 75	86	1.13
Public engagement initiatives	19.32% 17	80.68% 71	88	1.19
News and events	55.68% 49	44.32% 39	88	1.56
Summer school courses	16.28% 14	83.72% 72	86	1.16
Career opportunities	17.65% 15	82.35% 70	85	1.18
Other (please specify below)	1.43% 1	98.57% 69	70	1.01

### Q30 The Division and schools often share news and information on social media. Do you follow:

Answered: 88 Skipped: 9



EIPS Parent Survey 2021-22

	YES	NO	TOTAL	WEIGHTED AVERAGE
Facebook account for the Division (@ElkIslandPublicSchools)	22.73% 20	77.27% 68	88	1.23
Twitter account for the Division (@eips)	11.49% 10	88.51% 77	87	1.11
Twitter account for EIPS Student Transportation (@eipsST)	4.65% 4	95.35% 82	86	1.05
Twitter account for my child's school, if applicable	17.24% 15	82.76% 72	87	1.17
Facebook account for my child's school, if applicable	16.28% 14	83.72% 72	86	1.16
Instagram account for my child's school, if applicable	5.88% 5	94.12% 80	85	1.06